



Acuity Incorporated
Fremont, California
USA 94539

Acuity Series AC3070

Ultra-low Pressure Sensor Die

NEW

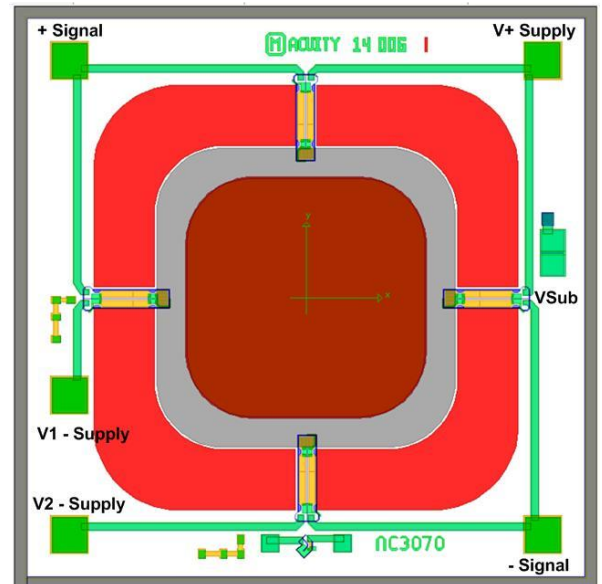

1 mbar, 0.4 inches H₂O, 100 Pa

The AC3070 series of very low pressure die is an extension of the AC3050 low pressure series, but with 4X more sensitivity.

The AC3070 is based on the same structure and sensing element of the AC3055 but optimized for improved performance in the 1 to 2.5 mbar full-scale range. With 5 volt excitation, the sensor provides 20 mV at 1 mbar or 50 mV at 2.5 mbar. The increased sensitivity is achieved with a larger diaphragm size and a larger die. The die is 2.4 mm on a side and is 0.40 mm thick.

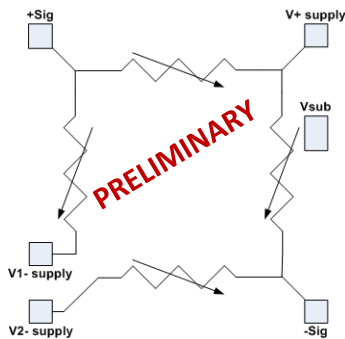
The Acuity design and process achieve very stable zero offsets. This allows the pressure range to be extended with further amplification to realize even lower full-scale pressure ranges with good performance.

Suitable for a wide range of packages, it is particularly designed for low-pressure differential sensing where the die may be used in an uncompensated package or in a passively compensated design where no correction can be made for linearity errors. The AC3070 finds uses in such applications as HVAC, and air-flow applications.



**Pin-out of Acuity AC3070
Ultra-Low-Pressure Die**

+ Sig increases and -Sig decreases
when pressure is applied to the top of the die



Equivalent Circuit Diagram



Acuity Incorporated
Fremont, California
USA 94539

NEW

1 mbar, 0.4 inches H₂O, 100 Pa

Preliminary Specifications		Acuity Ultra Low Pressure Sensor - AC3070				Note
		Min	Nominal	Max	Unit	
Mechanical						
Stepping size	X	2.399	2.4	2.401	mm	
	Y	2.399	2.4	2.401	mm	
Unconstrained wafer thickness	Z	0.401	0.406	0.411	mm	
Electrical						
Resistance						
Bridge resistance		3.25	3.6	4.25	kohms	1
TCR		2300	2800	3100	ppm/degree C	2
Offset						
Offset - No Pressure		-120	0	25	mV	1
Offset Ratiometricity		-0.2	0	0.2	mV/V	3
TCO		-30	5	30	microV/V/degree C	2
Position Sensitivity		0	0.076	0.2	mv/g	4
Leakage						
Current Leakage		0.1	2.1	20	nA	5
Sensitivity						
Sensitivity		12	20	26	mV/mbar at 5 volts	6
TCS		-2100	-1800	-1400	ppm/degree C	2
Pressure Nonlinearity		-0.5	0.08	0.5	% FS at 2.5 mbar	7
Mechanical Pressure						
Overpressure - Burst		>150			mbar	9

Note

- 1 Measured at 5.0 volts
- 2 Measured at +25 and +75 °C, normalized by reading at 25 °C
- 3 Measured at -2.5 and 5.0 Volts, normalized by reading at 5.0 volts
- 4 One Half the Delta Offset between the sensor facing up and the sensor facing down.
- 5 Measured from VSub substrate contact to any Resistor Pad at 10 V; Acuity recommends tying Vsub to the V+ Supply in normal use.
- 6 Full scale output at 5 Volt drive
- 7 1/2 TBNL (Terminal Base Nonlinearity at 0, 50%, and 100% FS) with topside pressure
- 8 For custom pressure ranges, consult Acuity.
- 9 Burst Pressure – Pressure over which sensor may have catastrophic failure

Acuity reserves the right to make changes to its products and specifications at any time, without notice. All sales are made pursuant to Acuity's standard terms and conditions of sale. While the information in this publication has been checked, Acuity makes no representations or warranties other than as specifically set forth in the terms and conditions of sale. Acuity assumes no responsibility for the use of any information or products described herein, conveys no license under any patent or other right, and makes no representation that the information or products are free of patent infringement. Acuity does not recommend the use of any of its products in life support or other critical applications. Products are not authorized for use in such applications and customer assumes the full risk of any such use. Acuity and the Acuity logo are trademarks of Acuity, Inc. © Copyright 2015-2016 Acuity, Incorporated.