



# Acuity Series AC3010/AC3012 5 PSI to 300 PSI (0.35 to 20 bar) Pressure Sensor Die

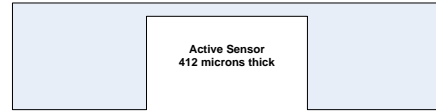
**Acuity Incorporated**  
Fremont, California  
USA 94539

The AC3010/AC3012 series pressure die is a new generation of medium-pressure die. It has been designed to replace existing pressure die with a much smaller foot-print, and improved zero-stability.

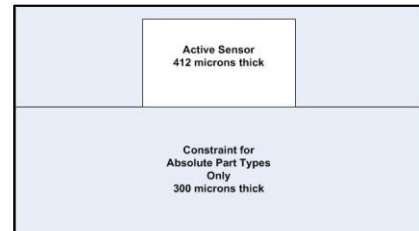
Based on the same basic process used for Acuity's industry-leading AC3030 and AC3050 series low pressure die, the AC3010 is a small (1.6 mm X1.8 mm) die that features a rectangular diaphragm to enable good output levels while maintaining good linearity. The part is available in 7 ranges (5, 15, 30, 50, 100, 150 and 300 PSI) and comes as either a gauge or absolute sensor.

The **AC3010** series has a nominal 3.6 kohm bridge while the **AC3012** has a nominal 5.0 kohm bridge. All other parameters are the same.

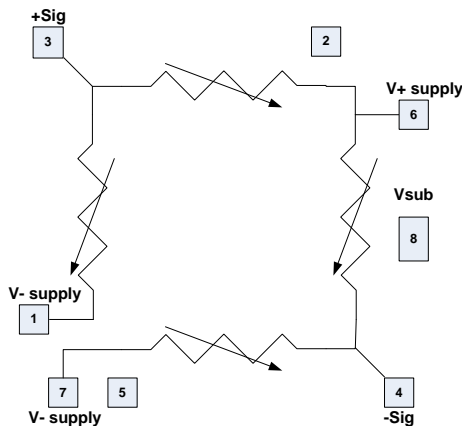

Suitable for a wide range of packages, it is particularly designed for medium pressure sensing in such applications as barometric monitoring, oil-filled sensors, flow restrictors, and a variety of industrial pressure and flow applications.



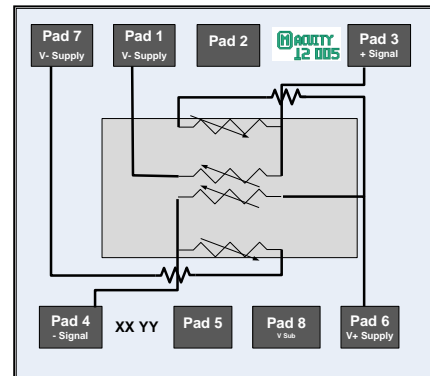
**Cross-section of die for Gauge Applications**



**Cross-section of die for Absolute Applications**



**Equivalent Circuit Diagram**



**Schematic Layout of Acuity AC3010 Pressure Die**

+ Sig increases and -Sig decreases when pressure is applied to the top of the die



**Acuity Incorporated**  
 Fremont, California  
 USA 94539

Specification		Acuity Pressure Sensor - AC301X				Note
<b>Electrical</b>						
<b>Resistance</b>						
Bridge resistance	AC3010	3.1	3.6	4.1	kohms	1
	AC3012	4	5	6	kohms	1
TCR		2300	2800	3100	ppm/degree C	2
Resistance Ratiometricity		-1	0.1	1	%	3
<b>Offset</b>						
Offset - No Pressure		-50	0	50	mV	1
Offset Ratiometricity		-0.2	0	0.2	mV/V	3
TCO		-25	2	25	microV/V/degree C	2
<b>Leakage</b>						
Current Leakage - individual		0.5	4	20	nA	4
<b>Sensitivity</b>		<b>Range (PSI)</b>				
Span	5	51	60	70	mV	5
	15	90	110	125	mV	5
	30	98	115	130	mV	5
	50	105	126	150	mV	5
	100	135	160	180	mV	5
	150	105	125	150	mV	5
	300	85	105	125	mV	5
TCS		-2100	-1800	-1400	ppm/degree C	2
Pressure Nonlinearity		-0.1	0.02	0.1	%	6
<b>Mechanical Pressure</b>						
Full Scale Pressure Ranges		5, 15, 30, 50, 100, 150, 300			PSI	7
Overpressure - Burst		>15X			FS Pressure	
Overpressure - Proof		>5X			FS Pressure	
<b>Mechanical</b>		Min	Nominal	Max	Unit	
Stepping size	X	1.599	1.6	1.601	mm	
	Y	1.799	1.8	1.801	mm	
Unconstrained thickness – Gauge Type	Z	0.402	0.412	0.422	mm	8
Constrained thickness – Absolute Type	Z	0.682	0.712	0.742	mm	8

**Ordering Information:**

**AC301R-XXX-T**

Where **R** = 0 for 3.6k ohm nominal  
 = 2 for 5.0k ohm nominal

**XXX** = 005 for 5 PSI,  
 = 015 for 15 PSI,  
 = 030 for 30 PSI,  
 = 050 for 50 PSI,  
 = 100 for 100 PSI,  
 = 150 for 150 PSI and  
 = 300 for 300 PSI

**T** = A for Absolute  
 = G for Gauge

**Note**

- 1 Measured at 5.0 volts
- 2 Measured at +25 and +70 °C, normalized by reading at 25 °C
- 3 Measured at -2.5 and 5.0 Volts, normalized by reading at 5.0 volts
- 4 Measured from VSub substrate contact to any Resistor Pad at 10 V
- 5 Full scale output at 5 Volt drive and rated pressure;
- 6 1/2 TBNL (Terminal Base Nonlinearity at 0, 50%, and 100% FS)  
 with pressure applied from the top
- 7 For custom pressure ranges, consult Acuity.
- 8 Gauge parts are unconstrained and approximately 412 microns thick.  
 Absolute parts have a constraint and are approximately 712 microns thick.

20150428 Rev

Acuity reserves the right to make changes to its products and specifications at any time, without notice. All sales are made pursuant to Acuity's standard terms and conditions of sale. While the information in this publication has been checked, Acuity makes no representations or warranties other than as specifically set forth in the terms and conditions of sale. Acuity assumes no responsibility for the use of any information or products described herein, conveys no license under any patent or other right, and makes no representation that the information or products are free of patent infringement. Acuity does not recommend the use of any of its products in life support or other critical applications. Products are not authorized for use in such applications and customer assumes the full risk of any such use. Acuity and the Acuity logo are trademarks of Acuity, Inc.