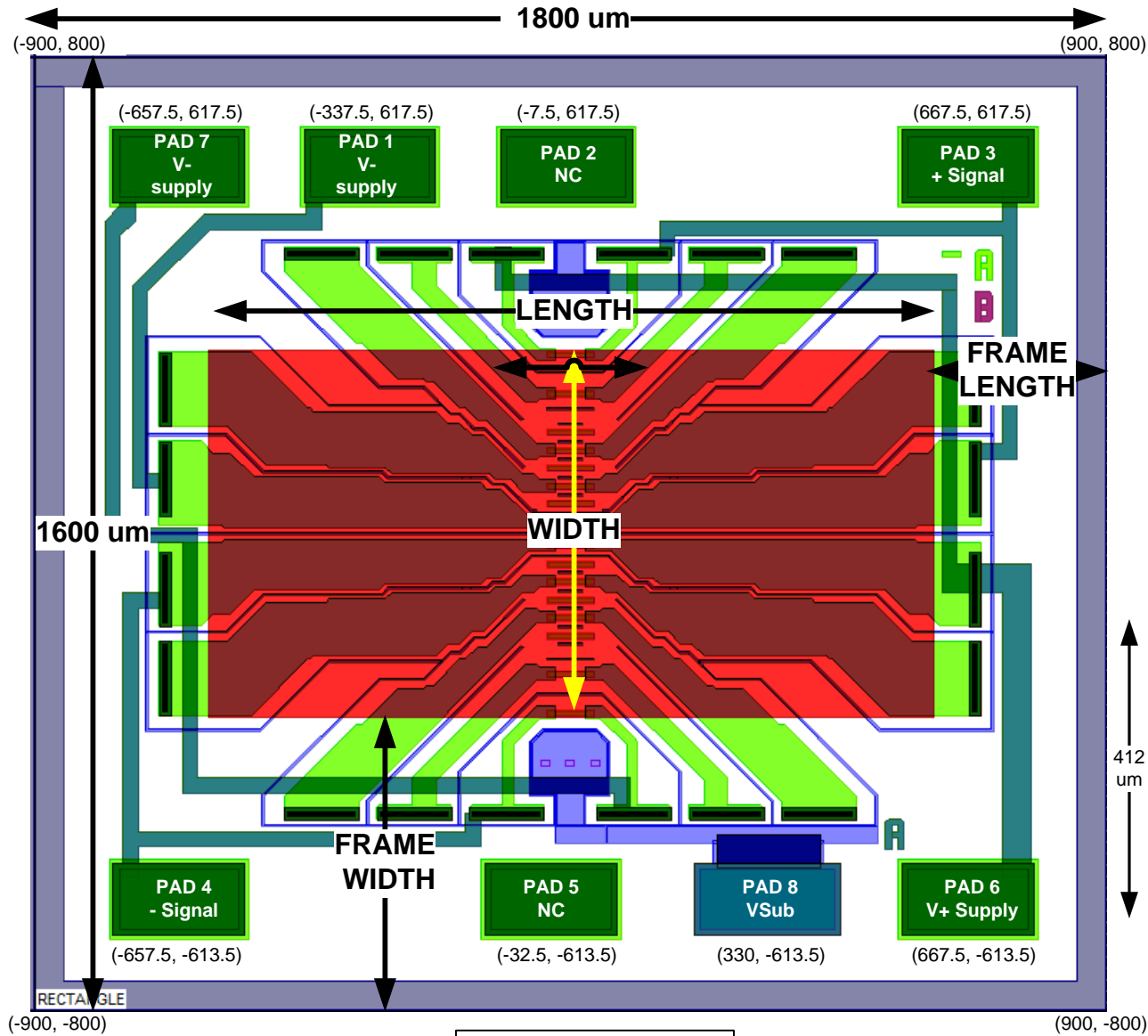


# Dimensions

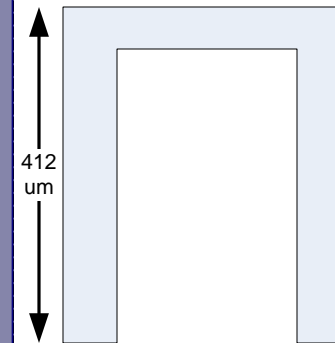


NOTE:

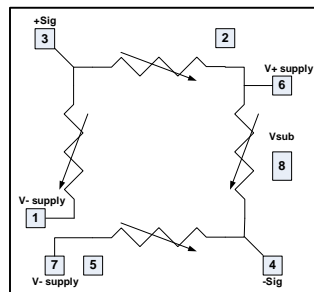
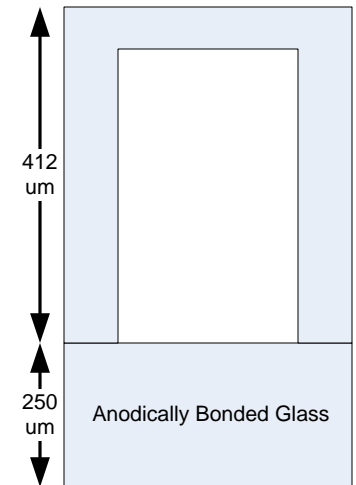
1. All dimensions are in microns
2. Pad Coordinates are Pad Centers from Center of Die
3. Pad Openings are 201 um X 101 um
4. + Signal increases and - Signal decreases when pressure is applied from the top of the die.

Pressure (PSI)	Cavity Width	Cavity Length	Frame Length – each side	Frame Width – each side
5	515	1215	292.5	542.5
15	482	1034	383	559
30				
50	290	625	587.5	655
100	288	600	600	656
150	164	450	675	718
300	102	300	750	749

Differential/Gauge Cross-section



Absolute Cross-section



Equivalent Circuit and Pad-outs

Acuity Incorporated  
Fremont CA 94539 USA  
www.acuitymicro.com



Acuity Incorporated

AC3010 Series  
Dimensions and Pin-outs

Date: 28 Oct 2015

By: HVAllen

Revision: A